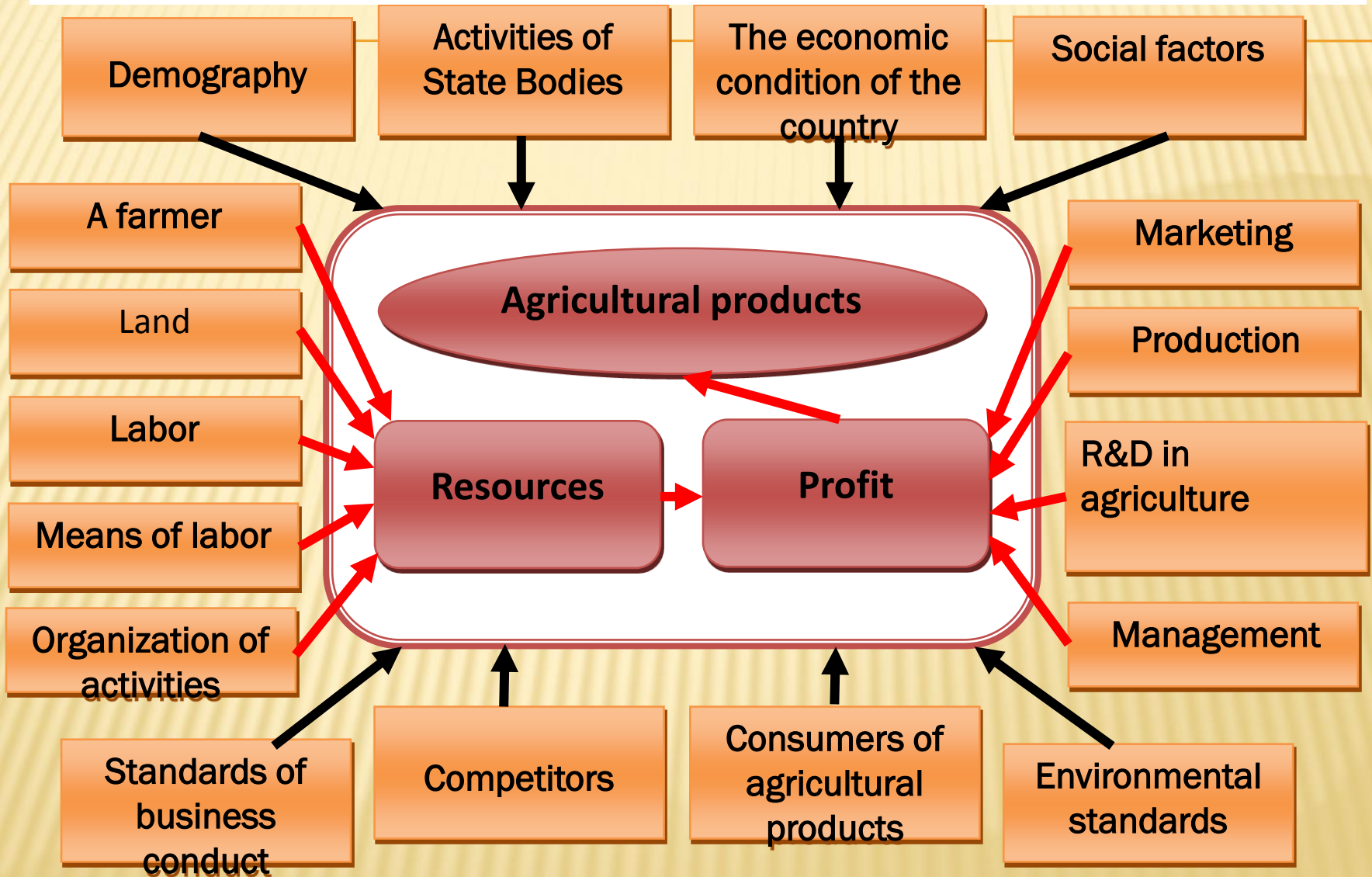


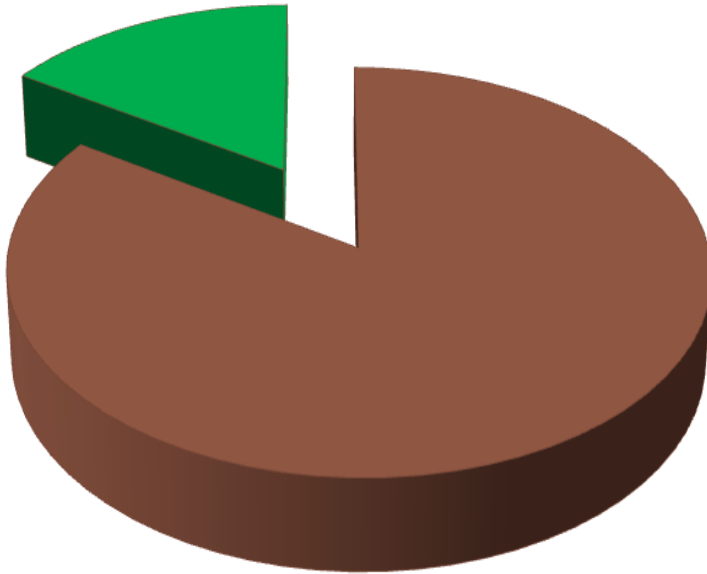
**The improvement  
of agricultural products realization  
by enhancement  
of entrepreneurial activity  
( the example of Osh region, Kyrgyzstan)**

# Agricultural business



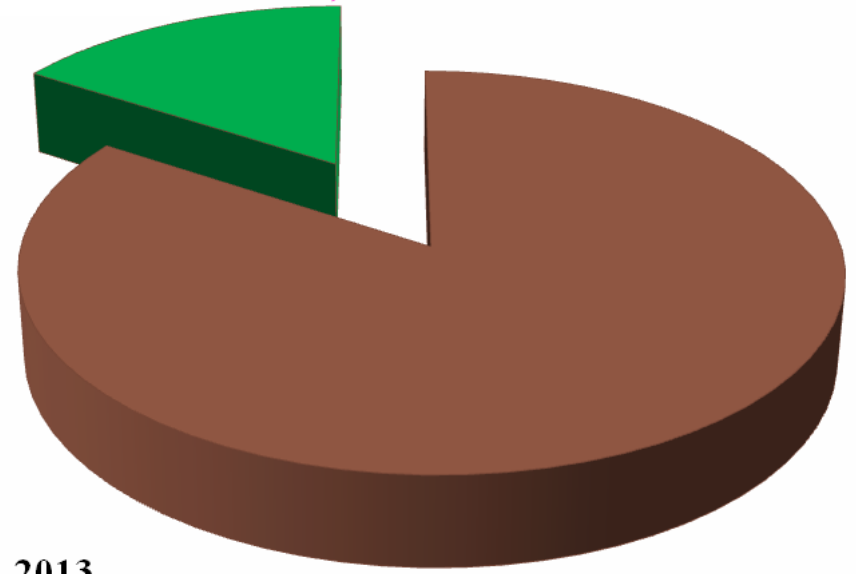
# The share of agriculture in the production structure of GDP ( in % on 01.10.2013 compared to 2012)

agriculture 18%



2012

agriculture 18,8%

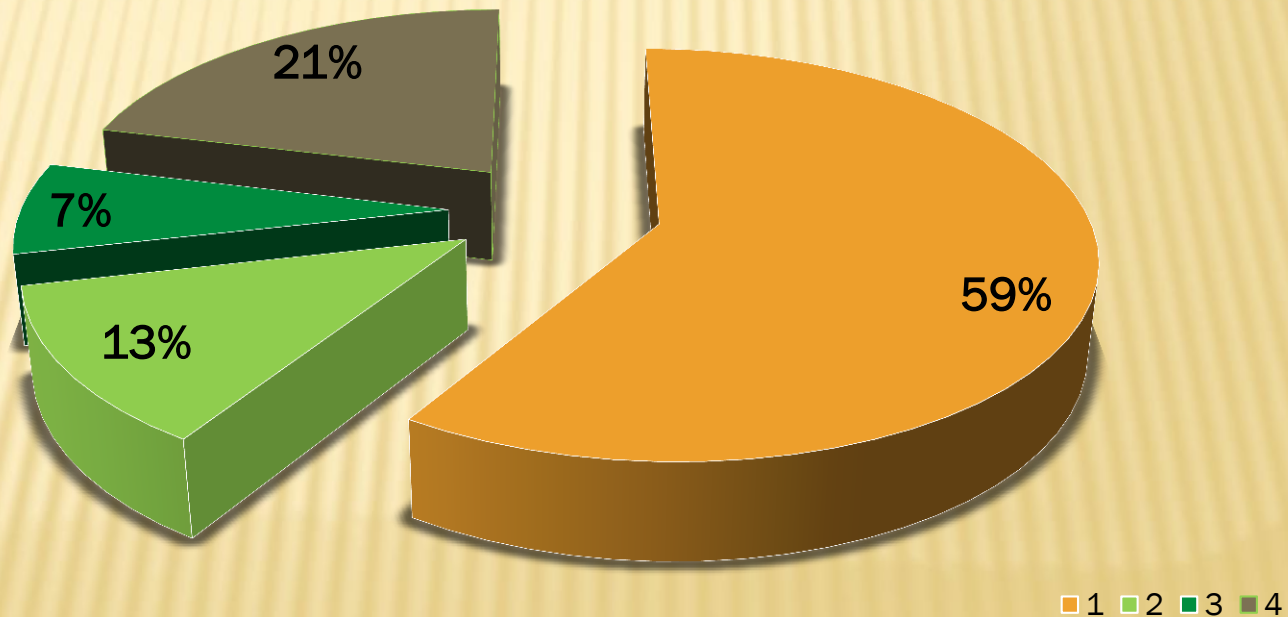


2013

increase 0,8%

## The total sown area of crops in the republic

1. Grains and leguminous crops – 59.0%
2. Technical crops – 12.5%
3. Potatoes, vegetables, melon crops – 7.3%
4. Forage crops – 21.2%



## **Revenues from the activities of the planned project (the market)**

**Place on the market (rent per day) – 60 soms**

**Working days on the market - 360**

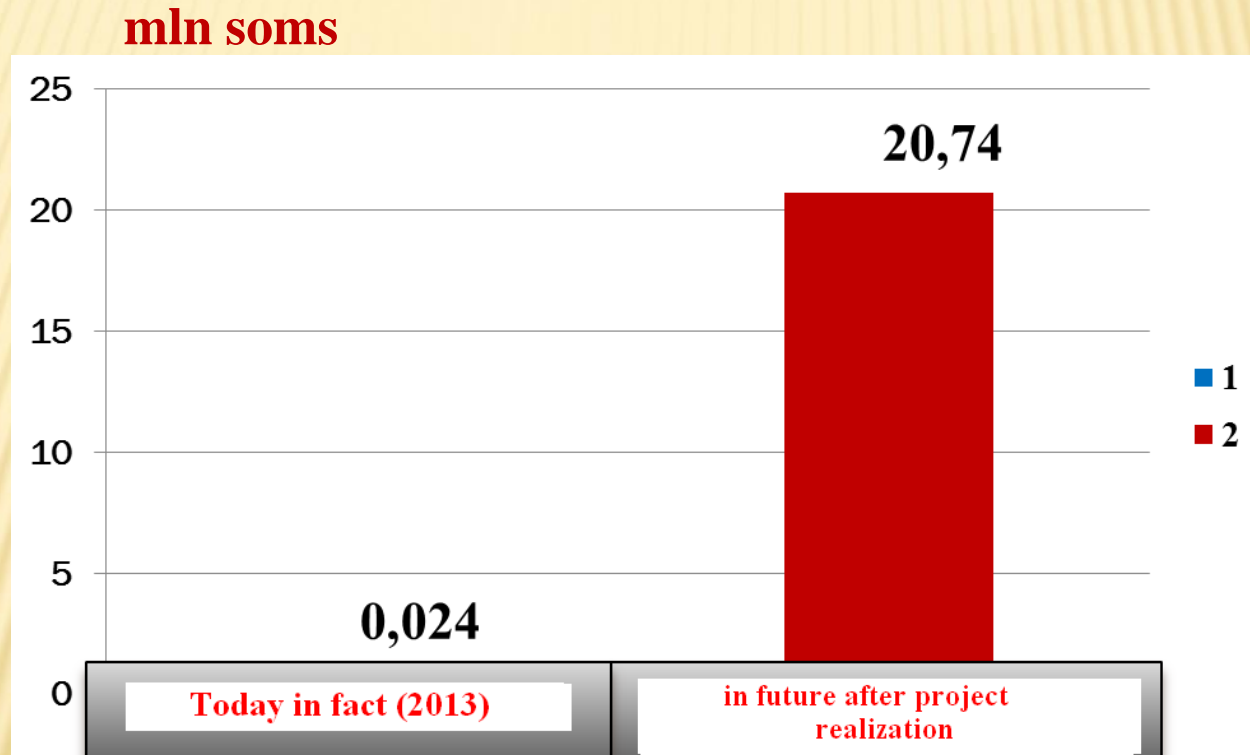
**Places usage on the market (0.8, i.e. 800 of 1000) -800**



**Rental income will be 17.280.000 i.e (800x360x60) soms**

**Additional services (storage room, scales, etc.) - 20% of  
income i.e. 3.456.000 soms**

**Total (income) – 20.736.000 soms**

# The expected income after the project implementation (the market, in millions soms)



-  -income at the moment (in fact)
-  income in future (after the project realization)



# Annual return from the project (the market)

**Income for the year** **-20,74 mln**

**Annual expenses** **-1,78 mln**

**Profit for the year as  
the difference between income  
and expenses** **-18,96 mln**  
**(20,74-1,78)**

# Economic efficiency of agricultural boutiques (kiosks) in Osh

**The total number of boutiques - 20 (2 places in each)**

**A boutique rent (per day) – 60 soms**

**Boutiques rent per year (20) – 43.200 soms  
(360x2x60)**

**Rent for 10years – \$200.000**

**( at the current exchange rate  
\$1- 48.5= 9.700.000 soms)**

**Net profit after taxes (20%) - \$180000**

**( at the current exchange  
rate 8.730.000 soms)**



**Thank you for your attention**